


Intro to Community Health Profiles



Data Collection

2021 Census:

Ethnicity

Irish

Irish

Irish

Country of birth:



Nationality


How the Irish Population is Defined in the Profile

White Irish:



```
graph LR; A[White Irish:] --> B[ ]; B --> C[ ]; C --> D[ ]
```

Data Limitations



Defining by ethnicity:



Defining by nationality and country of birth:



Unadjusted Variables:



Geography Overview



Getting the Best Start in Life

Office for National Statistics
(2020):

1.6x Higher

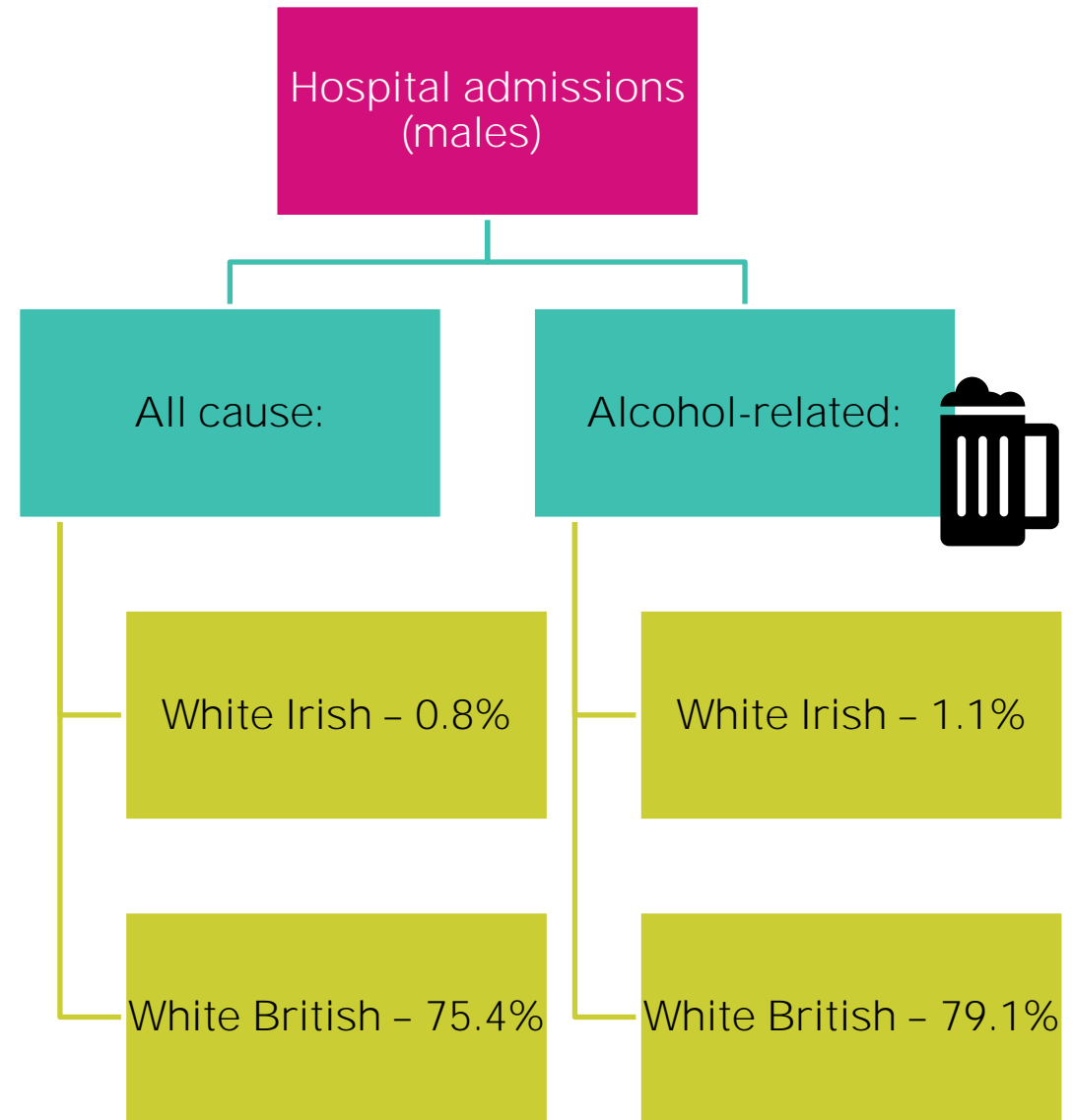
Infant mortality rate

not



Mental Wellness and Balance

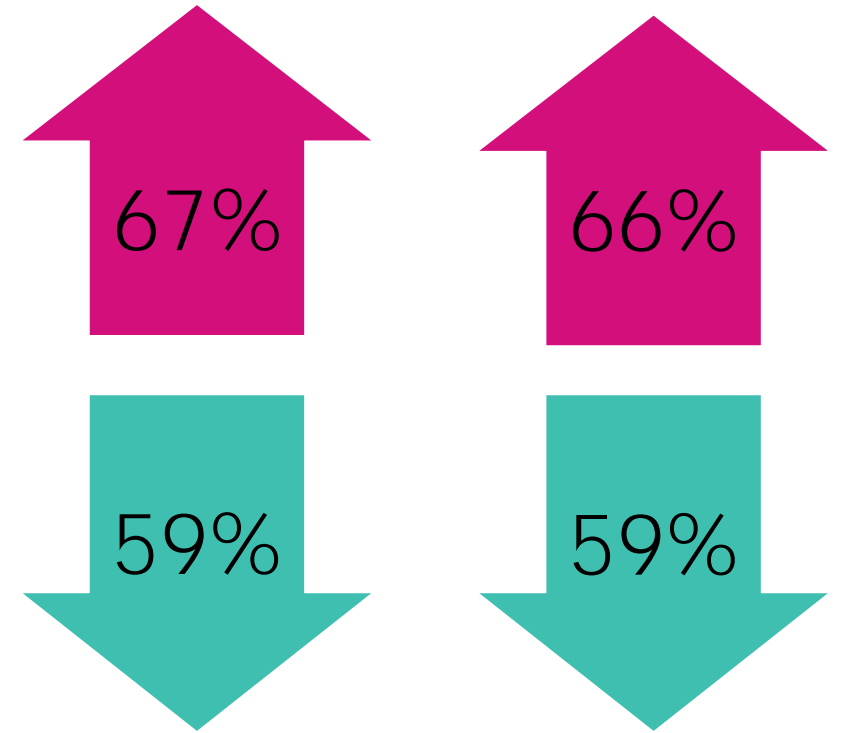
Health Survey for England (2011 to 2019)



Healthy and Affordable Food

Health Survey for England (2011 to 2019)

Overweight % (including obesity)



Active at Every Age and Ability

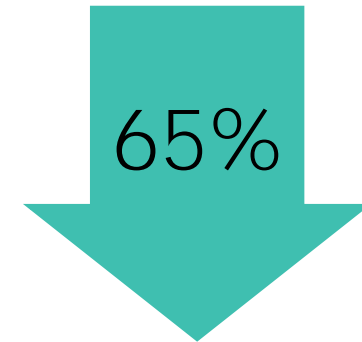
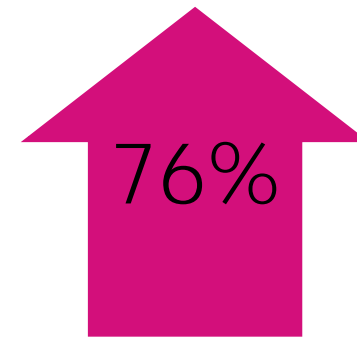
Active Lives Survey (2020 to 2021)



Living, Working and Learning Well

Employment (2021 census)

Self-Reported Health



Protect and Detect

Rates of new STI diagnoses (UKHSA, 2022):

888.4 per 100,000

492.2 per 100,000



Ageing and Dying Well

Ageing Population :



Other Key Inequality Data and Conclusions

Other Key Inequality Data



Conclusions:

not

starting point




Opportunities for Engagement: Profile Review

Potential Feedback Areas:



Opportunities for Engagement: Dissemination of Findings



Have you shared the profile with?



References and Further Reading

General Reading

References



References and Further Reading (2)

References

